


EXPANDED METAL - ISTEKNUTI METAL

METAL TEHNOLOGIJA D.O.O.

SHIBUYA




Technical data

| Sagoma Maglia Mesh Shape | Maglia Mesh DL LWD [mm] | Spessore Thickness [mm] | Spessore tot. Total thickness [mm] | Formato Hmax//DL Dimension Hmax//LWD [mm] | ○ Peso Weight [Kg/mq] | ● Peso Weight [Kg/mq] | Vuoto/Pieno Frontale Front Open Area % (*) | Vuoto/Pieno Max Max Open Area % (*) |
|-----------------------------|----------------------------------|-------------------------------|--|---|--------------------------------|--------------------------------|---|---|
| Tonda | 8 | 0,8 | ~1,5 | 1500 | 0,9 | 2,7 | 50 | 57 |
| Round | | | | | | | | |

○ ALLUMINIO, ALUMINIUM / ● FERRO, ACCIAIO ZINCATO, ACCIAIO INOX, MILD STEEL, GALVANIZED STEEL AND STAINLESS STEEL

Open area values have been calculated in our laboratory employing an innovative technology using beams of light which allows measuring frontal open area percentage with great accuracy. This value varies as the mesh inclination changes in relation to sunlight.



EXPANDED METAL - ISTEGNUKI METAL

METAL TEHNOLOGIJA D.O.O.

SHIBUYA

Sunscreen

View from inside

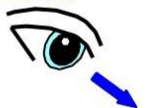
Shadow



Frontal Open Area



Max Open Area



SHIBUYA

MAX
OPEN AREA
57%

View from outside

Max Open Area



Frontal Open Area



Shadow



Install a shading means using an item that gives the possibility of shielding all or part of the passage of sunlight while allowing the passage of air. Expanded metal is by nature a material that contains these two features, while having the advantage of being able to add an aesthetic and architectural value to each application.